



NEWLY ENGAGED
CHALLENGEAdChoices REAL WEDDINGS 

PLANNING + ADVICE

FASHION + BEAUTY 

LOOKBOOK

VENDORS WE LOVE

REGISTRY

#BridalBeautyBreakdown: Burgundy Beauty

July 12, 2015

By: *Gabrielle Hurwitz*

The idea of burgundy eyeshadow sounds totally crazy. But, thanks to makeup artist extraordinaire [Alyssa Danielle](#), the burgundy smoky eye on this model looks absolutely stunning. And her makeup is just the beginning of this [beautiful photo shoot](#) at [Wiens Family Cellars](#) from [Plum & Oak Photo](#) and [Kelsey Rae Designs](#). In the coming weeks, we're going to show you how to recreate [each](#) look, starting with this beauty—read Alyssa's tips and see her products below!



GET THE LOOK

Skin

Always start with a clean fresh face. Begin by moisturizing your face with a moisturizer of your choice. If you have dry skin add Argan oil into the moisturizer. For oily skin use a mattifying primer such as Kryolan Perfect Matte Primer or Smashbox's Iconic Photo Finish Primer after moisturizer is applied and absorbed.

Eyes

Begin with the eyes to allow for easy cleanup and unnecessary touch ups. To make your look last all day, start with an eye primer. We went with a gradient smokey eye with colors ranging from neutrals to dark browns, and added some burgundy colors (by using MAC eyeshadows in Sketch and Embark). Apply a gel liner such as Makeup Forever Aqua Black and smudge it using a smudging brush. Next, apply your favorite lashes and your favorite mascara, which will help blend your natural lashes with the false eye lashes.

Concealer & Foundation

Conceal unwanted blemishes and dark circles with your favorite concealer. For a great lightweight, good coverage concealer try **NARS** Radiant Creamy Concealer. Once applied and concealed, blend the concealer into your skin with a beauty blender. Make sure the beauty blender is damp to allow for better blending. Apply foundation. For full/matte coverage try Makeup Forever HD Foundation. For a lighter/dewy finish try Face Atelier Ultra Foundation Pro.

Brows

Using a spooly comb through your brows. Using an angled brush, fill in brows with a brow powder and comb through brows again with a spooly to help blend in the powder.

Cheeks


Softly sweep a blush to the apples of your cheeks. To get this look use a radiant pink blush such as **NARS** Orgasm. It'll accentuate your natural bridal glow!

Lips

Before applying any color to the lips use Too Faced Lip Insurance Primer. It properly preps the lips for all-day wear. Then apply MAC Subculture lipliner followed by MAC Brave lipstick.

Finishing Touches

Apply a translucent setting powder such as Purely Cosmetics Diamond Diamond Perfect Finish Powder to your t-zone area. Set makeup with your favorite setting spray to keep your makeup looking fresh the rest of the day!



Follow Style Me Pretty on [INSTAGRAM](#)



VIEW AS GALLERY →

[dotted]

Makeup Tips: [Alyssa Danielle](#) | Photography: [Plum & Oak Photo](#) | Event Styling: [Kelsey Rae Designs](#) | Venue: [Wiens Family Cellars](#)

VENDOR CREDITS



Join Our Little Black Book
[CLICK HERE TO APPLY](#)



Photography
[Plum & Oak Photo](#)
WEBSITE



Event Planning
[Kelsey Rae Designs](#)
WEBSITE



Venues
[Wiens Family Cellars](#)
WEBSITE

Comments (4)

AdChoices

RELATED POSTS



Sometimes the Prettiest Weddings Come in the Smallest Packages

With only their immediate families in attendance, this bride and groom still had the



CALIFORNIA

[Rustic Ranch](#) [Fall Weddings](#)



Himalayan Sea Salt Played a MAJOR Role in this Wedding...and

Combining a classic Washington D.C. backdrop with lush florals and



MID ATLANTIC

[Classic Weddings](#) [Museum](#)





An Alfresco Celebration Dressed in Lace From Head to Toe

Combining traditional elegance with the beauty of an alfresco affair, this



CALIFORNIA

Al Fresco Al Fresco Fall Wedd...



As If You Needed Another Reason to Love Maui...

These two beauties tied the knot at The Ritz Carlton, Kapalua, which holds a ver




DESTINATION

Tropical Eatery Beach Reso...



Jet-Setting to the Heart of Bangkok for a Romantic Destination

For these jet-setters, Bangkok, Thailand proved the perfect backdrop for a destination




DESTINATION

Romantic Destination Spring ...



The Unexpectedly Charming Wedding Color You Should Consider


This bridal editorial is an ode to yellow, and we're absolutely hooked!



MID ATLANTIC

Romantic Outdoor

MORE FROM SITES WE LOVE



Tuesday Ten: The Staples Every 30-Year-Old Needs in Her

LAURENCONRAD.COM



This Home Trend Is Taking Over Closets Nationwide

SOUTHERN LIVING



7 Products That Help You on Your Way to Blake Lively's Effortless

PUREWOW



Optimizing Essential-Oil Absorption

GOOP




7 Ways to Get a Better Haircut

GOOP



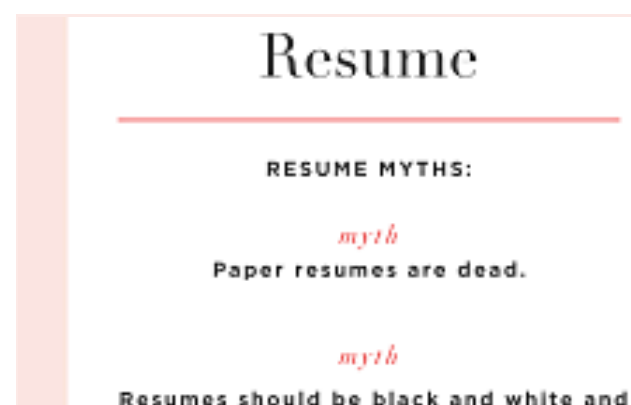
Khloé Kardashian's Reaction to the Tristan Thompson Cheating

INSTYLE



These Are the Top Wedding Dress Trends of the Year

REAL SIMPLE



The Single Biggest Mistake You Can Make on Your Resume

CUPCAKES AND CASHMERE



WEDDINGS

LIVING

COMPANY

[ABOUT US](#)

[ADVERTISE WITH US](#)

[ABOUT OUR ADS](#)

[CONTACT US](#)

CONTRIBUTE

VENDORS

[FIND A VENDOR](#)

[LBB BENEFITS](#)

[JOIN OUR LBB](#)

ARCHIVE

[2018](#)

[2017](#)

[2016](#)

FOLLOW US



GET THE APP



PRETTY UP YOUR INBOX

Sign up to get your daily dose of Pretty

[EMAIL](#) →

© 2018 Oath Inc. All Rights Reserved. Part of the Yahoo! and HuffPost Lifestyles Network

[Terms Of Use](#)

[Privacy Policy \(Updated\)](#)

● **Style Me Pretty**
● **An Oath brand**